


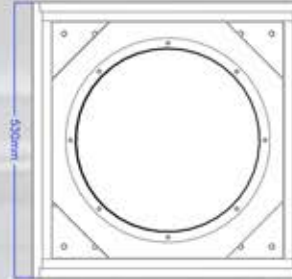
# Apt-SC15.1 Specification Sheet.

## Image



## Dimensions

Dimensions (HWD): 567, 762, 560mm



## Specification:

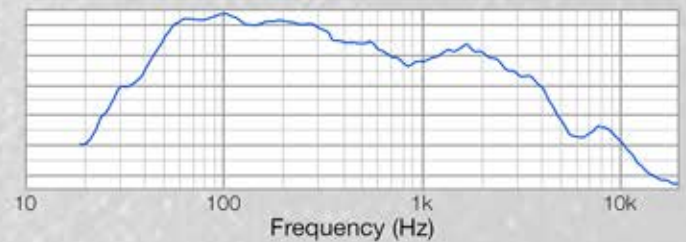
Rated Power (AES)	1000w
Rated impedance:	8Ω
SPL (1w1m)	96dB
SPL max:	126dB
Frequency response:	40Hz - 400KHz
Component:	15" (4" coil) ferrite cast woofer
IP rating:	IP20
Enclosure:	18mm Birch ply
Finish:	Black, White or *Custom colour
Flying points:	4x M8x4 wheel fixing
	35mm Tophat
	Poll mount M20 thread
Connector:	2x Neutrik Speakons or **binding post
Weight:	25kg



## Recommended Settings & Accessory

Crossover settings:	35Hz LR 24dB
	125Hz LR 24dB
	150Hz LR 12dB with CL84 and CL44
Correction EQ:	63Hz, 3dB, 15Q
Amplifier:	1800w RMS
Recommend Top pack:	Apt TCH10, TCH08, TC06
	CL84 and CL44
Poles:	35mm speaker stand
	Penn Elcom M20 threaded pole

## Frequency Response



\* Custom paint colours may incur extra cost and increase build time.  
 \*\* Binding Post, 4 Pole euro block connector available may increase build time.  
 Feet are not supplied on all cabins that have locations on them  
 Specification can be changed by APT-GB with out prior notice.  
 Apt-GB is trading as part of the GGPM LTD Group.